

FAREHAM NOMADS SWIMMING CLUB
FINANCIAL STATEMENTS
FOR THE YEAR ENDED 31 JULY 2014



DAVID HANCOCK & Co
Chartered Accountants & Business Advisers

Webb House • 20 Bridge Road • Park Gate • Southampton SO31 7GE
Tel (01489) 885772 • Fax (01489) 885627

FAREHAM NOMADS SWIMMING CLUB

YEAR ENDED 31 JULY 2014

Chairman - Mr D Finch

Vice Chairman - Ms L Gill

Secretary - Ms K West

Treasurer - Ms J Kingshott

CONTENTS


	<u>Page</u>
Reports	1
Combined income and expenditure account	2
Combined balance sheet	3
Notes to the accounts	4
Detailed income and expenditure accounts	
Swimming Club	5
Fund Raising	6
Open Meet & Galas	7
Shop	8

FAREHAM NOMADS SWIMMING CLUB


YEAR ENDED 31 JULY 2014

We approve these accounts and confirm that particulars of all transactions relating to the club for the year ended 31 July 2014 have been given to David Hancock & Co. We know of no transactions which have been omitted.

Signatures:


.....
Ms J Kingshott (Treasurer)

.....19/11/... 2014


.....
D Finch (Chairman)


.....19/11/... 2014

ACCOUNTANTS' REPORT

Accountants' report on the unaudited accounts to the members of Fareham Nomads Swimming Club

You are responsible for the preparation of the accounts for the year ended 31 July 2014, set out on pages 2 to 8, and you consider that the club is exempt from an audit. In accordance with your instructions, we have compiled these unaudited accounts in order to assist you to fulfill your statutory responsibilities from the accounting records and explanations supplied to us.

We have examined the attached accounts and can confirm that they are in agreement with the Club's accounting books and records.



David Hancock & Co
Chartered Accountants
Webb House,
20 Bridge Road
Park Gate
Southampton
Hampshire SO31 7GE

.....21/11/...2014

FAREHAM NOMADS SWIMMING CLUB

COMBINED INCOME AND EXPENDITURE ACCOUNT FOR THE YEAR ENDED 31 JULY 2014

	2014		2013	
	£	£	£	£
INCOME				
Fees	108,118		111,311	
Competitions	22,862		17,122	
Donation	3,000		-	
100 Club net income	155		226	
Clothing and equipment sales	3,480		2,984	
Fund raising & social events	688		1,572	
Other income	345		-	
		138,648		133,215
OTHER INCOME				
Bank interest receivable		1		1
		138,649		133,216
EXPENDITURE				
Purchases (stock adjusted)	3,718		3,264	
Pool hire	69,928		63,895	
Room hire	99		300	
Competition expenses	18,476		12,276	
Chief coach salary	14,891		15,831	
Chief coach expenses	42		519	
Other coaches salary & expenses	17,711		18,148	
Training equipment	1,073		951	
Courses	527		1,382	
Telephone	-		10	
Printing, postage, stationery & computer	377		323	
Insurance	364		340	
ASA subscriptions and fees	5,075		3,017	
Accountancy fees	894		882	
Other expenses	78		31	
Fees written off	-		740	
Depreciation	221		-	
		133,474		121,909
TOTAL EXPENDITURE				
		£5,175		£11,307

FAREHAM NOMADS SWIMMING CLUB

COMBINED BALANCE SHEET

AS AT 31 JULY 2014

	Notes	2014		2013	
		£	£	£	£
FIXED ASSETS					
Computer equipment	1		443		-
CURRENT ASSETS					
Bank current account – Swimming Club		11,688		11,070	
Bank current account – Open Meet & Galas		19,517		14,805	
Bank current accounts – Fund Raising		6,381		4,168	
Bank reserve account – Fund Raising		1,726		1,571	
Bank current account – Shop		390		2	
Cash		249		60	
		39,951		31,676	
Debtors and prepayments	2	2,327		1,200	
Stock		844		1,745	
			43,122		34,621
CURRENT LIABILITIES					
Creditors	3		(8,185)		(4,416)
NET ASSETS			£35,380		£30,205
FINANCED BY:					
CAPITAL ACCOUNT	4				
Swimming Club			(9,512)		(7,072)
Fund Raising			11,557		9,081
Open Meet & Galas			32,314		26,921
Shop			1,021		1,275
			£35,380		£30,205

FAREHAM NOMADS SWIMMING CLUB
NOTES TO THE ACCOUNTS - 31 JULY 2014

1. TANGIBLE FIXED ASSETS

	Computer equipment £
Cost:	
At 1 August 2013	1,177
Additions	664
Disposals	-
At 31 July 2014	<u>1,841</u>
Depreciation:	
At 1 August 2013	1,177
Charge for year	221
Depreciation on disposals	-
At 31 July 2014	<u>1,398</u>
Net book value at 31 July 2014	<u><u>£443</u></u>
31 July 2013	<u><u>£-</u></u>

2. DEBTORS AND PREPAYMENTS

	2014 £	2013 £
Prepayments	1,122	641
Other debtors - subscriptions	1,205	559
	<u>£2,327</u>	<u>£1,200</u>

3. CREDITORS AND ACCRUALS

	2014 £	2013 £
Trade creditors	2,510	4,262
Other creditors	2,048	50
Accruals	3,627	104
	<u>£8,185</u>	<u>£4,416</u>

4. CAPITAL ACCOUNTS

	Balance b/fwd £	Excess Income/ (expenditure) £	Total £
Swimming Club	(7,072)	(2,440)	(9,512)
Fund Raising	9,081	2,476	11,557
Open Meet & Galas	26,921	5,393	32,314
Shop	1,275	(254)	1,021
	<u>£30,205</u>	<u>£5,175</u>	<u>£35,380</u>

FAREHAM NOMADS SWIMMING CLUB

SWIMMING CLUB

INCOME AND EXPENDITURE ACCOUNT FOR THE YEAR ENDED 31 JULY 2014

INCOME

Fees
Donation
Other income

EXPENDITURE

Pool hire
Room Hire
Competition expenses
Chief coach salary
Chief coach expenses
Other coaches salary & expenses
Courses
Training equipment
Telephone
Printing, postage, stationery & computer
Insurance
ASA subscriptions and fees
Accountancy fees
Other expenses
Fees written off

TOTAL EXPENDITURE

EXCESS INCOME

Transfers to Open Meet & Galas
Transfers to Fund Raising
Transfer from Shop

EXCESS (EXPENDITURE) / INCOME FOR THE YEAR

2014		2013	
£	£	£	£
108,118		111,310	
3,000		-	
346		790	
	111,464		112,100
69,928		63,895	
99		300	
395		2,926	
14,891		15,831	
42		519	
17,711		18,148	
527		1,184	
721		746	
-		10	
260		323	
364		340	
5,075		3,017	
894		882	
78		30	
-		740	
	110,985		108,891
	479		3,209
	(651)		2,562
	(2,285)		(585)
	17		-
	£(2,440)		£5,186

FAREHAM NOMADS SWIMMING CLUB

FUND RAISING

INCOME AND EXPENDITURE ACCOUNT FOR THE YEAR ENDED 31 JULY 2014

	2014		2013	
	£	£	£	£
INCOME				
100 Club net income	155		226	
Functions & events net income	687		782	
		842		1,008
OTHER INCOME				
Bank interest receivable		1		1
		843		1,009
EXPENDITURE				
Courses	-		198	
Training equipment	352		205	
TOTAL EXPENDITURE		352		403
EXCESS INCOME		491		606
Transfers from swimming club		2,285		585
Transfers to Open Meet		(300)		-
EXCESS INCOME FOR THE YEAR		£2,476		£1,191

FAREHAM NOMADS SWIMMING CLUB

OPEN MEET & GALAS

**INCOME AND EXPENDITURE ACCOUNT
FOR THE YEAR ENDED 31 JULY 2014**

	2014		2013	
	£	£	£	£
INCOME				
Competition income	22,862		17,122	
		22,862		17,122
EXPENDITURE				
Competition expenses	18,082		9,350	
Computer costs	117			
Depreciation	221			
TOTAL EXPENDITURE		18,420		9,350
EXCESS INCOME		4,442		7,772
Transfer from / (to) Swimming Club		651		(2,562)
Transfers from Fund Raising		300		-
EXCESS INCOME FOR THE YEAR		£5,393		£5,210

**FAREHAM NOMADS SWIMMING CLUB
SHOP**

**INCOME AND EXPENDITURE ACCOUNT
FOR THE YEAR ENDED 31 JULY 2014**

	2014		2013	
	£	£	£	£
INCOME				
Sales of clothing & equipment	<u>3,480</u>		<u>2,984</u>	2,984
EXPENDITURE				
Opening stock	1,745		1,007	
Purchases	<u>2,816</u>		<u>4,002</u>	
	4,561		5,009	
Less closing stock	<u>(844)</u>		<u>(1,745)</u>	
TOTAL EXPENDITURE		<u>3,717</u>		<u>3,264</u>
EXCESS EXPENDITURE		(237)		(280)
Transfers to Swimming Club		(17)		-
EXCESS EXPENDITURE FOR THE YEAR		<u>£(254)</u>		<u>£(280)</u>